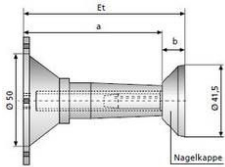
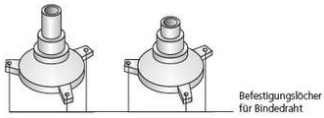
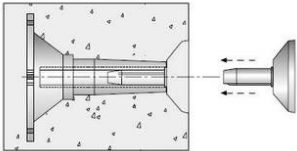
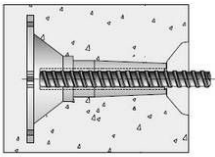


## CLIMAX® anchoring sleeve, CLIMAX® fifty anchoring sleeve



Et = Einbautiefe



For one-ended anchoring with BETOMAX® 15. Manufactured from fibre-reinforced plastic.

CLIMAX® anchoring sleeve

Typical applications: bridge floor edge shuttering, consoles, scaffolding and single-sided formwork.

CLIMAX®-Fifty anchoring sleeve

Shallow installed depth of 51 mm (sleeve) and 12 mm (nailable cap) for precast concrete cavity walls.

## CLIMAX® anchoring sleeve, CLIMAX® fifty anchoring sleeve

Article description	Title of variant	Comment/footnote on the variant	a mm	b mm	Et mm	Packaging piece/ metre/ metre by the metre/ bucket/ bag/ bundle/ box/ can	Weight kg/piece
20468200	CLIMAX® Anchoring sleeve	*Characteristic for C20/25	75	12	87	50 pieces/bag	0,058
20468250	CLIMAX® Fifty anchoring sleeve	*Characteristic for C20/25	50	12	62	50 pieces/bag	0,051
20468300	CLIMAX® Nail cap					50 pieces/bag	0,007
20468310	CLIMAX® magnetic cap					25 pieces	0,032
20468400	CLIMAX® Closure cap					50 pieces/bag	0,007
20468410	Exposed concrete plugs for CLIMAX®					100 pieces	0,030
20468550	CLIMAX® Fifty sleeve and nail cap					50 pieces/bag	0,058
92001032	Nail plate nut with toggle					1 piece	0,340