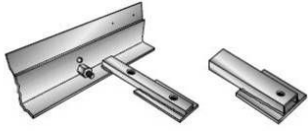
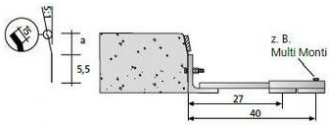


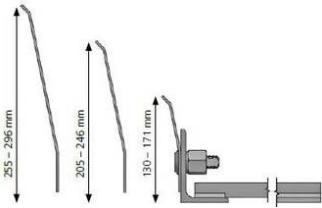
Schrammboard formwork for caps



Cap formwork, on the roadway side with height-adjustable sheet steel on a carrier profile for curb formation in accordance with RiZ-ING Chapters 1-5, 6, 7, 9 and 10. Additional component: S-carrier extension 200 to avoid penetration of the seal in the curb area when dowelling.



Height-adjustable attachment of the formwork sheet to the carrier profile
Fixing of the formwork either by means of ballasting or anchoring in the subsoil (anchoring with concrete screws) e.g. B. Multi-Monti screws 12x80 or 12x100 (SW 18mm), see work aids, on request
S-beam extension 200: Simply attachable, increasing the distance between the anchor formwork and the dowel axis by 13 cm to 40 cm
Optimum flexibility and incline change adjustment



Schrammboard formwork for caps

Article description	Title of variant	Length m	Packaging piece/ metre/ metre by the metre/ bucket/ bag/ bundle/ box/ can	Weight kg/piece
44220007	Schrammbord formwork edge stop a = 7.5 cm . (Ch 1-5, 9, 10)	2	1 piece	26,820
44220008	Schrammbord formwork edge stop a = 7.5 cm with chamfer (Ch. 1-5, 9, 10)	2	1 piece	26,820
44220015	Schrammbord formwork edge stop a = 15 cm . (Chap 7)	2	1 piece	30,020
44220016	Schrammbord formwork curb stop a = 15 cm with chamfer (Chap 7)	2	1 piece	30,020
44220020	Schrammbord formwork edge stop a = 20 cm . (Chap 6)	2	1 piece	32,020
44220021	Schrammbord formwork curb stop a = 20 cm with chamfer (Ch 6)	2	1 piece	32,020
44220045	S-beam extension 200		1 piece	1,380
74412080	Multi-Monti 12 x 80 / SW 18		25 pieces	0,140
74412100	Multi-Monti 12 x 100 / SW 18		25 pieces	0,150
44220058	U-washer		1 piece	0,005
74206002	Mounting plate 2 mm		100 pieces	0,012